



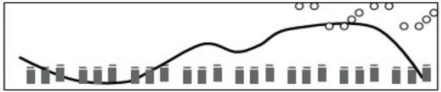
Music Knowledge Organiser


Summer Term – At the Seaside

Year 1

Key Knowledge and Skills:


Notation How the music is written down.

Graphic score 

Stave and letter musical notation 

Musical notation helps us to 'write' and 'read' the melodies so they won't be forgotten and can be played by others.

Timbre The quality of sound e.g. smooth, scratchy, twinkly.



A triangle could be described as twinkly. A guitar is twangy. To understand timbre, We need to think carefully about what adjectives we use to describe it.

Orchestra A group of instruments that play together.



Key Vocabulary:

Vocabulary:	Definition:
Pulse	The heartbeat of the music.
Rhythm	Long and short sounds/patterns.
Pitch	High and low notes.
Tempo	The speed of the music.
Dynamics	How loud or quiet the music is.
Timbre	The sounds quality of all instruments, including voices.
Notation	The link between sound and symbols.

Songs we will appraise:

- Summer Holiday, Cliff Richard - pop
- La Mer, Debussy - classical
- Sitting on the dock of the bay - soul music
- Fresh Prince of Bel Air, Will Smith - rap
- Beyond the Sea, Robbie Williams - pop/swing
- Hold My Hand, Jess Glynne - pop
- Yellow Submarine, The Beatles - rock/pop
- Yesterday, The Beatles - rock/pop
- La Mer, French version - pop
- Beyond the Sea – Jazz



When listening to music, think: How would you describe the timbre in the piece? How would the notation look?